

OHF Maltreatment Data Report

2022-2024



Disclosure: Maltreatment Data

We strive to be transparent and accountable to our players, coaches, volunteers and communities we serve. The OHF and its seven Members will release reports in accordance with Hockey Canada's Playing Rule 11.4 that mandates the tracking and compilation of data pertaining to incidences of abuse.

It is important to note that Hockey Canada's Playing Rule 11.4 was only implemented in 2023. The goal with a year over year view of cases is to be able to identify, measure, reduce and eliminate maltreatment of all kinds in hockey, as well as understand where complaints are coming from to improve our processes and regulations.

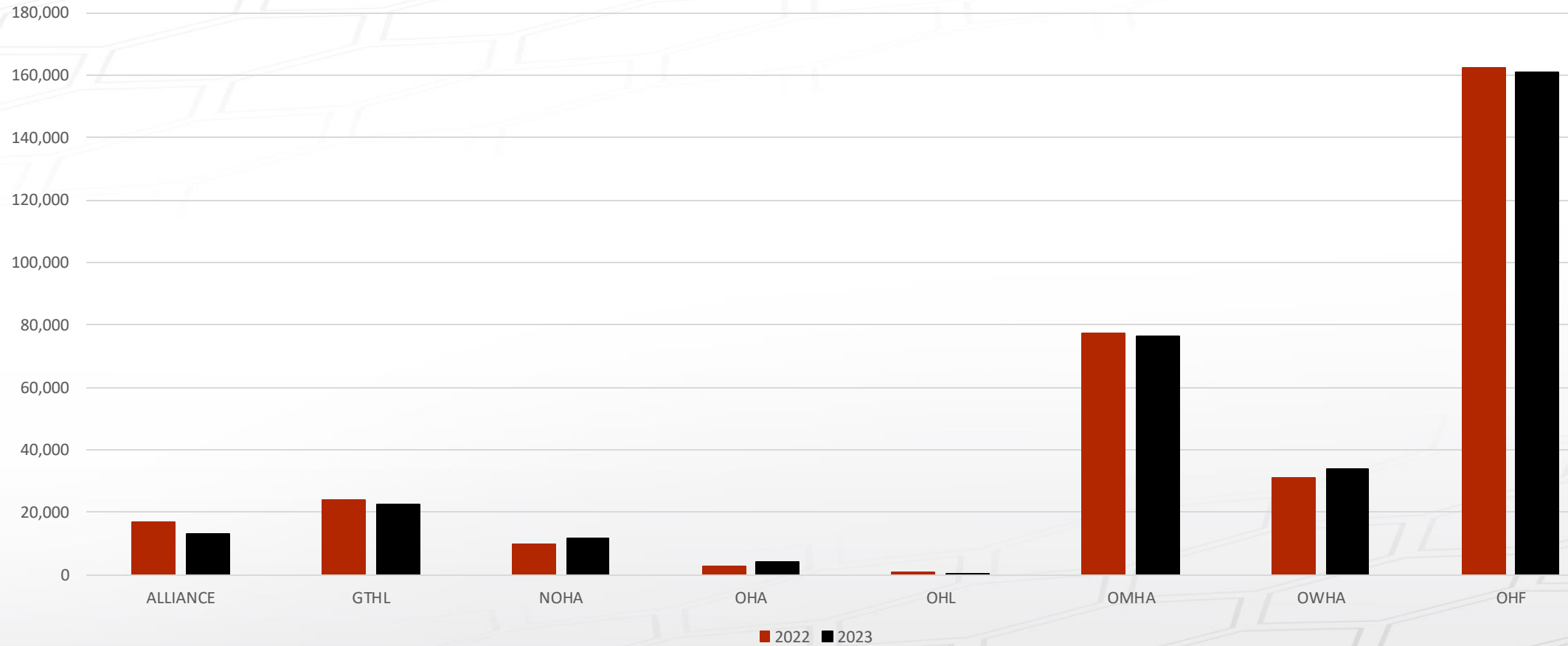
For full details on the reporting process, visit: [Safe Sport Reporting](#)

Number of Reported Allegations of Discrimination

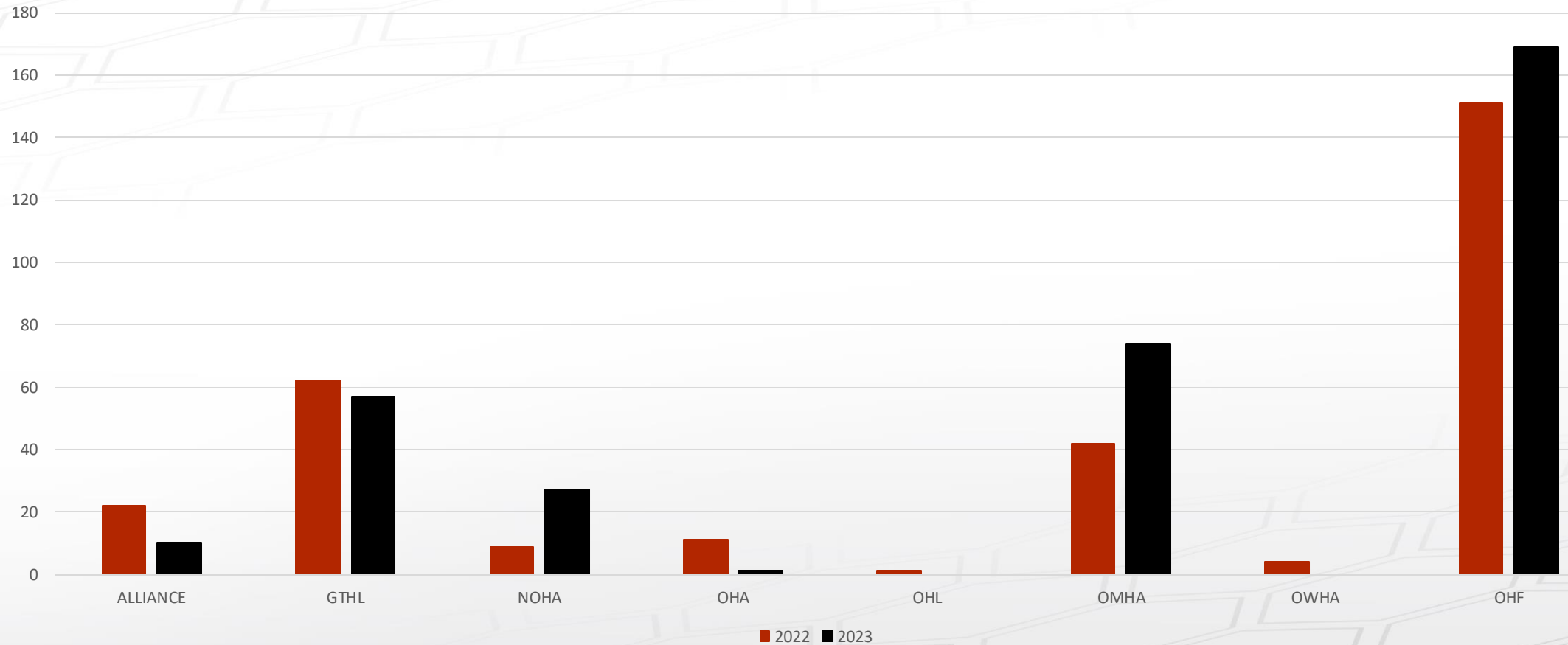
The following data is representative of any allegation that takes place within Hockey Canada's Playing Rule 11.4. On-ice suspensions are calls made by an official who heard the infraction directly, while allegations are reported by an individual following the infraction to a coach, official or hockey association that lead to an investigation.

	Official Called Penalty Suspensions	Reported Allegations	*Suspensions from allegations	Warning/Probation/Other Sanctions/Education Given	Total Current Participants
Alliance	10	1	0	0	12,808
GTHL	57	59	2	1	22,547
NOHA	27	69	12	3	11,410
OHA	1	4	1	0	4,039
OHL	0	0	0	0	367
OMHA	74	1	0	0	76,182
OWHA	0	2	0	0	33,608
OHF	169	136	15	4	160,961

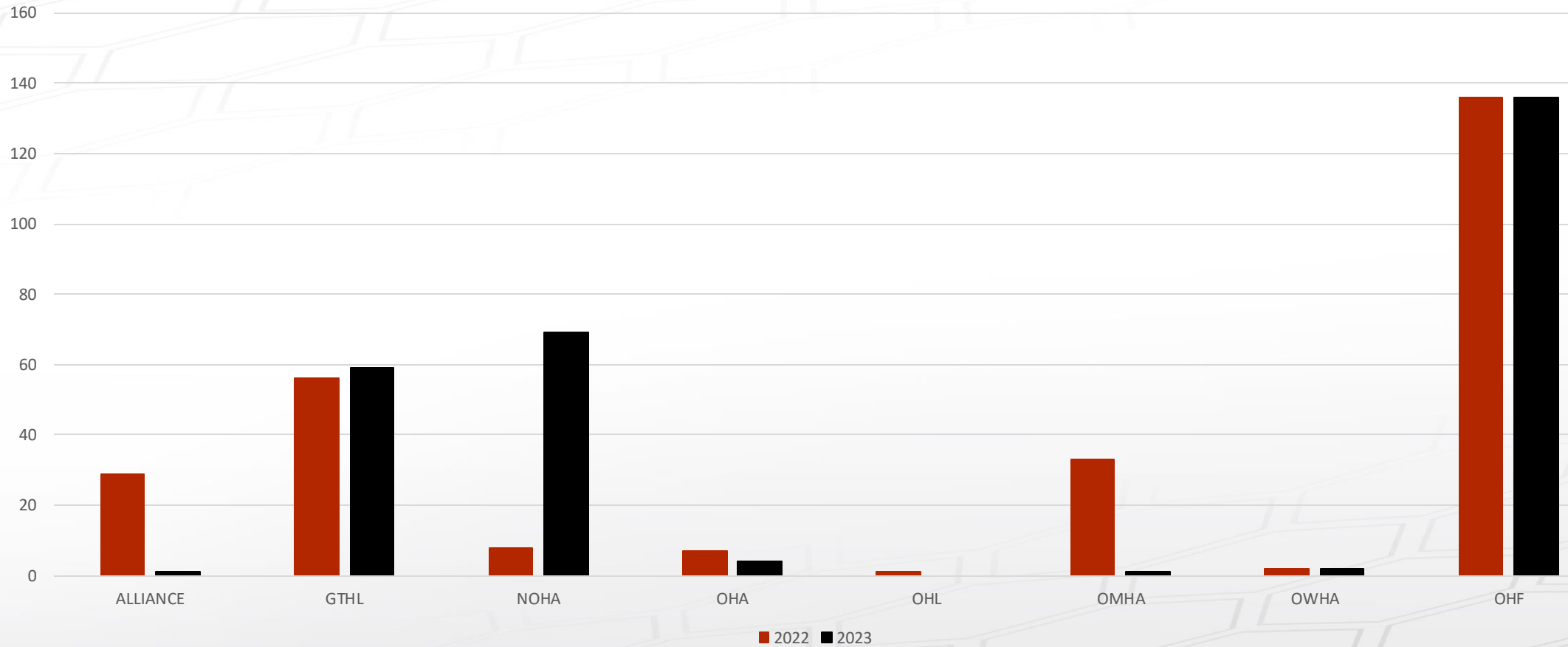
Total Current Participants



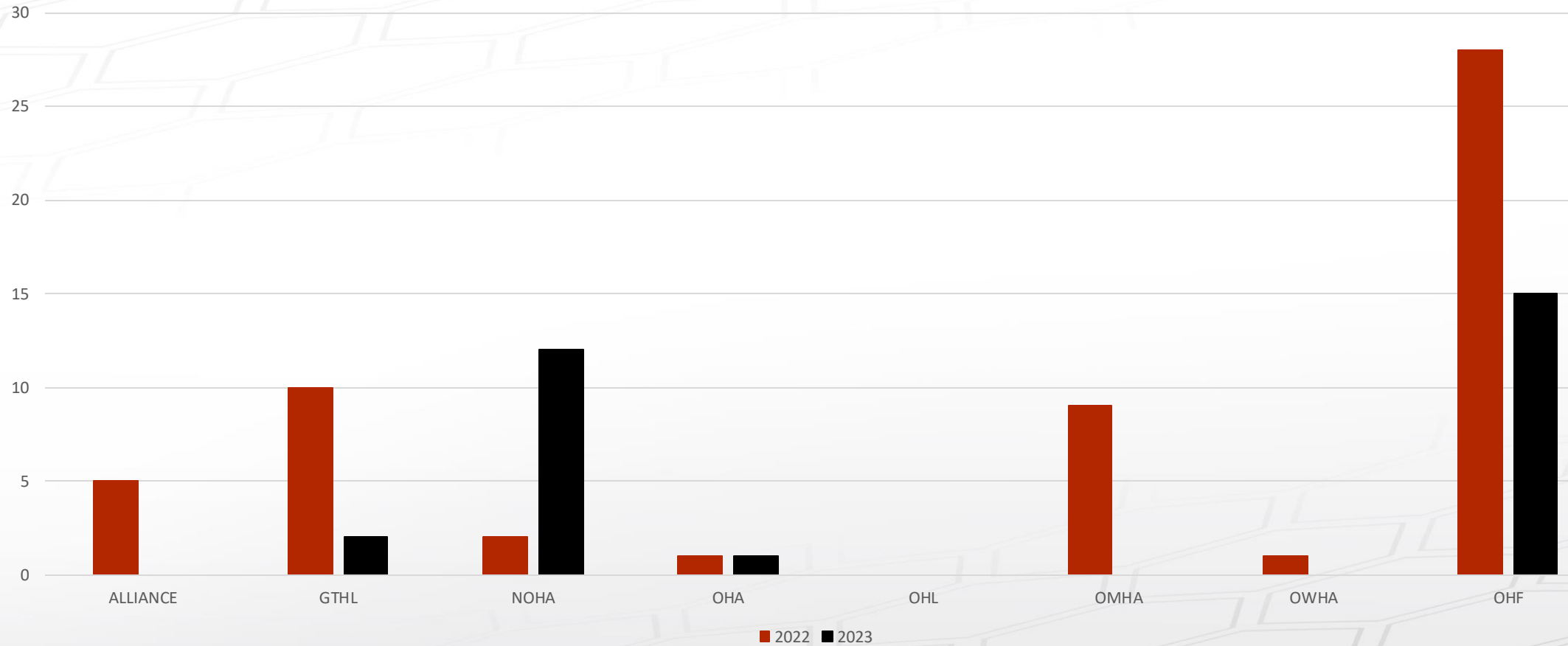
Official-Called Penalty Suspensions



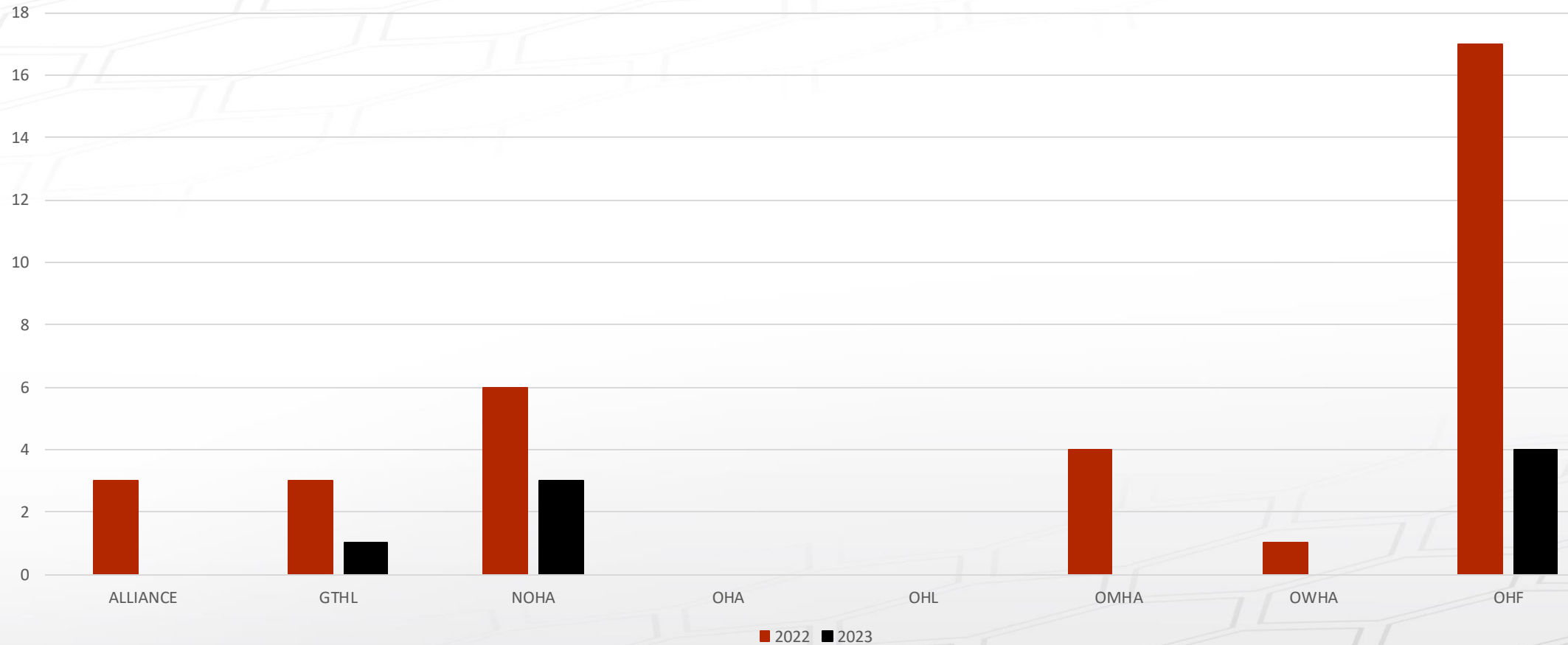
Reported Allegations



Suspensions from Allegations



Warning/Probation/Other Sanctions/Education Given



OHF Maltreatment and Misconduct Cases

In addition to Ontario Hockey Federation’s compliance with Hockey Canada’s Rule 11.4, the OHF also compiles data as it related to the [OHF Respect and Expectation Policy](#).

The following is a breakdown of the total ITP cases that were reported to the Hockey Canada ITP that are within the OHF from July 1, 2023 – June 30, 2024.

**** These complaints include accusations against players, Team Officials, Parents, Game Officials and Staff.*

	11.4 Return		Accept Process 1		Accept Process 2		Administer for Member	Administrative Dismissal	Administratively Suspended	Information Required	Summary Dismissal	Redirect to Member		Total	Total Participants
	Closed	Open	Closed	Open	Closed	Open	Open	Closed	Open	Open	Closed	Closed	Open		
OHF - Ontario Minor Hockey Association (OMHA)	2	28	18	9	5	9		14		1	33	58	27	192	76,102
OHF - Ontario Women's Hockey Association (OWHA)	2	4	5	2				3			15	25	10	64	33,608
OHF - Canadian National Special Hockey (CNSH)			1											1	
OHF - Greater Toronto Hockey League (GTHL)	68	8	17	2				5		2	15	82	66	265	22,547
OHF - Minor Hockey Alliance of Ontario (Alliance)	1	5	7					4			15	32	10	75	12,808
OHF - Northern Ontario Hockey Association (NOHA)	88	15	4	22	3			2			15	38	12	192	11,410
OHF - Ontario Hockey Association (OHA)			3		4	5	5	1			2	5	1	25	4,039
OHF - Ontario Hockey League (OHL)								1						1	367
OHF - Ontario Hockey Federation (OHF)											1	2	2	5	
Grand Total	159	59	88	38	14	20	5	31	1	2	67	236	128	821	160,941

